



# Information Design

HICHERT®SUCCESS Add On for QlikView

For better, faster and more comprehensible reports!

- ▷ Design statistics, reports and analyses are designed by uniform, clear and company-wide rules.
- ▷ No temporal expenditure for design-changes.

## Clear content in short time

Reports, dashboards, statistics and tables: Evaluation is one of the most important parts of business. If these analyses have a good design, they can be understood better and faster.

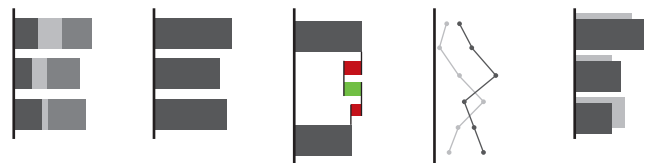
The add-on for QlikView by HighCoordination standardizes a company's information design. The HICHERT®SUCCESS rules are applied in this process. These rules have been leading to better and faster understanding of graphic depiction of data in many companies for over ten years.

- ▷ **Comprehensible diagrams and tables**  
Descriptions and keys can be integrated fully into tables and diagrams. Hence, analysts have an easier time understanding the business case.
- ▷ **Single point of Information Design**  
All representation parameters are saved centrally and company-wide. This means no more temporal expenditure for design-changes.

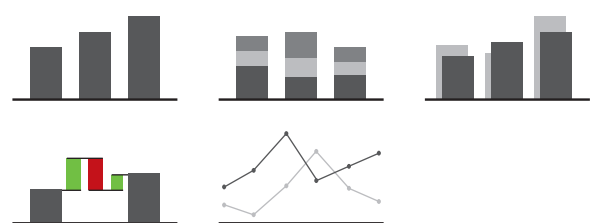
- ▷ **Trustworthiness of dashboard products**  
The software guarantees scaling of figures of the same kind. Analysts do not need to double check for design-errors anymore.

## Convincing forms of representation

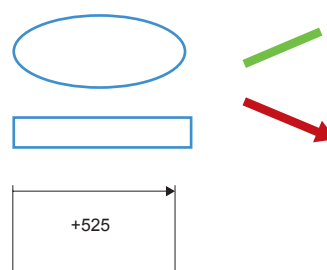
### Structures



### Timing diagrams



### Indicators



### Tables

	ACT
Germany	20
Frankfurt am Main	12
Wiesbaden	14
Others	1
Austria	27
Switzerland	30
of it Zurich	14
Slovenia and Croatia	15
<b>Sale region south</b>	<b>92</b>
sales share	46%
<b>Sale region middle</b>	<b>108</b>
sales share	54%
<b>ABC AG</b>	<b>200</b>

## System requirements

QlikView 11 or higher